



Clessidra Table

design Paolo Vernier


Fixed round table with solid or two-colored steel base. Wooden version available. Crystalceramic or wooden top.

The Clessidra table ranked 3° at **Edward Haimsohn Design Award 2019**
- <https://www.midj.com/world/classidra-table-finalist-of-edward-haimsohn-design-award>.



Colors and Materials

Structure



Lacquered veneered wood

9 Colors



White steel



Sand steel



Pastel yellow steel



Grafite steel



Black steel



Light blue steel



Ocean blue steel




Bronze Steel



Fango steel



Light grey steel



Brown steel



Ocher steel



Facepowder pink steel




Red steel



Sage green steel


Coating




Black lacquered veneered wood




White lacquered veneered wood



Veneered wood dark oak




Veneered wood natural finish




Veneered wood natural oak finish




Veneered flamed walnut




Crystalceramic with effect calacatta marble



Crystalceramic with effect noir desir marble



Crystalceramic glossy black greek marble



Venetian crystalceramic

Dimensions

Dimensions

Volumetric Details

Weight 180 Kg

Volume 0.7 mc

Package 1

Image not found or type unknown

	cm	inch
A	76	29.9
B	150	59.1
C	150	59.1

Downloads

[3D Clessidra \(zip\)](https://www.midj.com/images/uploads/resources/midj-clessidra-3d.zip) - <https://www.midj.com/images/uploads/resources/midj-clessidra-3d.zip>

Materials Certifications

Lacquered veneered wood

FEATURES AND PLUS

The veneered tops are the result of a process of bonding of thin wooden sheets, obtained by the horizontal rotary cut of the trunks applied to various types of supports to produce furniture elements, which look similar to solid wood but with better performance in terms of resistance to woodworms, lightness and more stability over time.

MAINTENANCE

For the regular cleaning schedule of stained veneered tops, use a damp cloth with mild soap diluted in water or specific products. Dry with a cloth or absorbent paper. Do not use abrasive products. . In case of accidental release of liquid substances, dab immediately the surface with absorbent paper or a dry, clean cloth. Avoid proximity to heat sources. Expose the veneered wood surfaces to light, for example by opening periodically the extensions of the tables that are placed inside the structures, or by moving any objects such as vases and accessories generally resting on the top.